



English



EARTH ALIVE

SOIL ACTIVATOR
Vegetables



USER GUIDE

And other practical things
to know





WELCOME

gardener, grower

Inside this pouch there is more than just a product, there is life, in powdered form.

With only a few grams of naturally occurring microorganisms, you'll help your vegetables grow stronger, taste better, produce more, and handle stress more easily.

This small guide will accompany you from planting to harvest, with simple, natural, and useful tips to care for your vegetable crops whether they're in the ground, in pots, in a greenhouse, or on a balcony.

Take a deep breath... you're about to grow happy vegetables.





WHY IS THIS SACHET ALIVE?

- ▶ Because it contains **billions of natural microorganisms:** beneficial bacteria that normally live in the soil.



But in many gardens, the soil often gets tired and depleted. This sachet brings the soil back to life.

Once in contact with water and roots, the microbes wake up and get to work: feeding the plant, activating the soil, strengthening the roots. They are **invisible allies** but incredibly effective.

How to use your sachet?

Each 5 g sachet treats up to 5 vegetable plants or 5 square meters of garden soil. You can use it in two ways:

1. AT PLANTING: Mixed with soil

- + Pour around 10 to 20 handfuls of soil or potting mix into a bucket
- + Add the contents of the sachet of soil activator into that soil
- + Mix thoroughly to distribute the powder evenly
- + Use this blend at the base of each plant



2. DURING GROWTH: by watering

- + Dilute one sachet in minimum 3.75 L of water
- + Stir until fully dissolved
- + Water at the base of the plants

WHEN TO APPLY?

Once per season is enough.

Apply at planting or when growth resumes and any time you see that the plants need a boost.

THE BASICS of a happy vegetable garden

Pick a bright spot



Most vegetables love light. Six hours of direct sun per day is ideal. Vegetable-fruits enjoy strong sunlight, while lettuces and leafy greens prefer softer light.

In pots or in the ground?



In pots: use a rich potting mix and containers large enough for roots to spread.

In the ground: choose well-drained soil, loosen it deeply, and enrich it with compost to retain moisture without excess water.



Water deeply, not too often

Water thoroughly, then let the soil dry slightly between waterings. Waterlogged soil weakens roots. Avoid wetting the leaves to avoid sun damage, prevent disease and keep plants healthier.




Support climbing plants

Beans, cucumbers, tomatoes, and even some zucchinis benefit from a stake or netting. It keeps stems upright, improves airflow, and prevents vegetables from touching the soil.



A little patience... a lot of vegetables!

Every vegetable grows at its own pace. Radishes and lettuces grow quickly; peppers and eggplants take their time. Observe your plants... a small adjustment often makes a big difference.



A few GOOD COMPANIONS

Some plants naturally protect and support your vegetables:

- ▶ **Marigolds and Calendula:** repel aphids, whiteflies, and soil nematodes.
- ▶ **Basil:** supports vegetable-fruits, attracts pollinators, and enhances flavor.
- ▶ **Garlic, onion, chives:** discreet but effective companions against certain fungi.
- ▶ **Nasturtium:** attracts aphids and keeps them away from sensitive crops.
- ▶ **Mint** (in a pot): helps deter ants and small pests.

Together, these companions form a natural, balanced and beautiful team in your garden.



Track your GREEN JOURNEY

▶ Keep a little notebook.



Write down:

- ♥ Variety
- ♥ Planting date and location
- ♥ First flowering / sprouting
- ♥ First harvest
- ♥ Observations

*Every season is different.
Every note makes you a better gardener.*



A thought for your home... and for you

“We do not inherit the Earth from our ancestors, we borrow it from our children.”

— Antoine de Saint-Exupéry

Growing vegetables
is more than producing food.
It's caring for the soil, for life, and
for yourself.
Every gesture counts.
Even the smallest one.

And after?



**Keep feeding
your soil.**

Explore our other soil activators, each made with its own beneficial microbial allies.

Let the soil **breathe**
between crops.

Add **compost** or
mulch.



Rotate vegetable
families each year.

Season after season,
your soil becomes
richer... and your
harvests more
generous.





Visit us at
www.earthalive.garden



www.earthalive.garden

